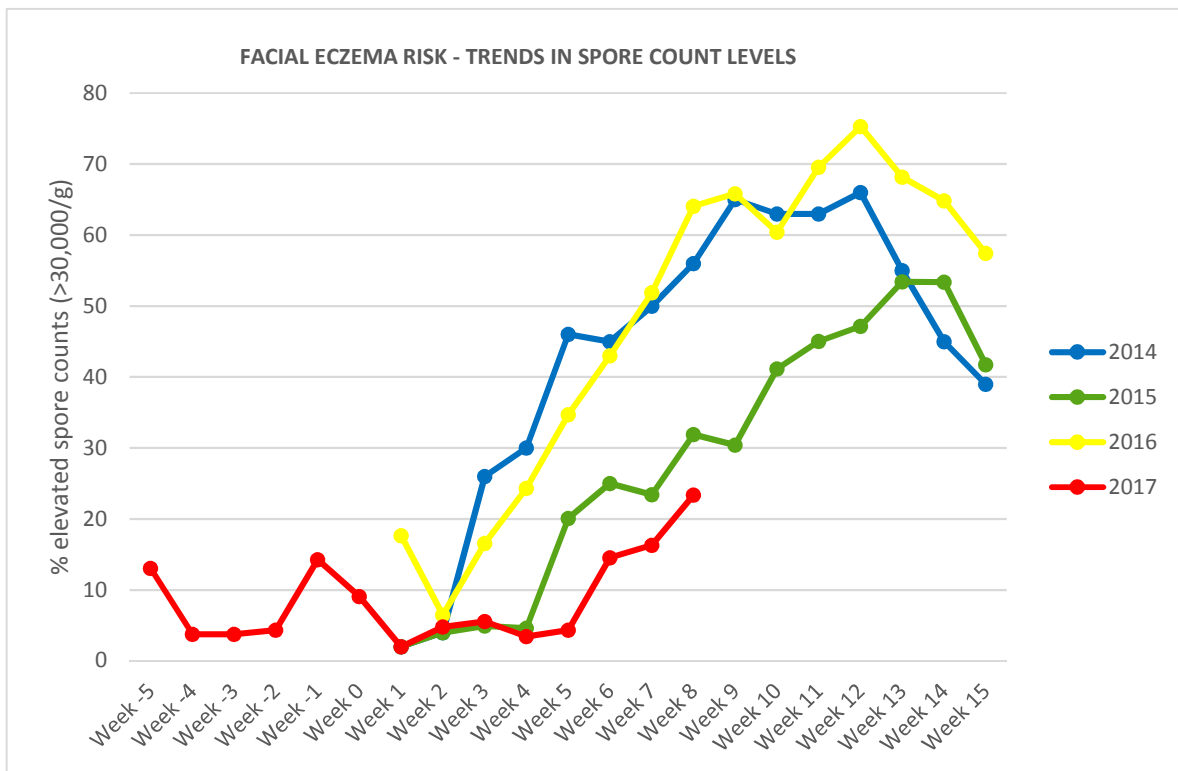


Facial Eczema Risk and Incidence Monitor Report

Weekly Summary

Week 8 - 2 March 2017

FE Risk -National trends in spore count levels (% elevated above 30,000 spg)



Data provided by: Anexa FVC-Gordonton, Morrinsville, Animal Health Services, Atkinson & Associates-Piopio/TeKuiti, Bay Vet Group, Carlyle Vet Clinic, Dairy Flat Vets, Eltham Vet Services, Eastland Vets, Franklin Vets Paeroa, Global Vets Gordonton, Landmark Vets-Matamata, Massey University Farm Services, Matamata Vet Services, Raglan Vets, South Rangitikei Vet Services, Te Puke Vets, Tirau Vet Centre, The Vet Centre-Mangaturoto/Ruawai, TopVets Kaitaia, Vet Associates Hastings, Vetora-Glenview/Otorohanga/Reporoa/ Rotorua/ Te Awamutu, West Coast Vets, Whanganui Vet Services **AssureQuality Contributors:** Auckland, Gisborne, Hastings, Horowhenua, Masterton, Morrinsville, Pukekohe Taranua, Taupo, Whangarei

About Facial Eczema

Facial eczema (FE) affects most ruminants but especially cattle and sheep throughout most North Island regions plus the northern end of the South Island. FE is responsible for serious production losses estimated to be around \$200m annually with affected stock suffering liver and skin damage, which together contribute to ill-thrift, reduced fertility, reduced milk and meat production and, if left unprotected, in worst cases death.

During summer and autumn months warm, humid conditions together with dead litter in pasture support the growth of a fungus (*Pithomyces chartarum*) in pasture. Animals graze toxic pasture and once in the rumen the spores release a mycotoxin sporidesmin, which then enters the blood stream eventually finding its way into the liver. The toxin specifically attacks the cells of the bile duct resulting in the liver being unable to process and excrete waste products and phylloerythrin, a chlorophyll breakdown product. Infected animals display signs of photosensitisation and look distressed. The first signs are often reddening and swelling of skin exposed to the sun (i.e. around the eyes, ears, lips and nose) as well as restlessness, shaking and rubbing of the head and ears, and seeking shade.

Prevention of Facial Eczema

With careful planning and implementing a sound FE management plan, farmers can take control of the risk of facial eczema. Prevention is the only recognised method of avoiding FE. Ensure all staff are aware of the associated risks and dangers of FE but ensure the plan is implemented when spore counts are rising but before clinical signs are identified.

Predict Risk/Monitor management Programme

There are a variety of testing options that can assist determining if animals are at risk or to check that your management programme is working. It is recommended that 10 cows are selected to test for serum zinc and GGT 3-6 weeks after your management programme has started (Facial Eczema – Management for New Zealand dairy herds, Dairy NZ).

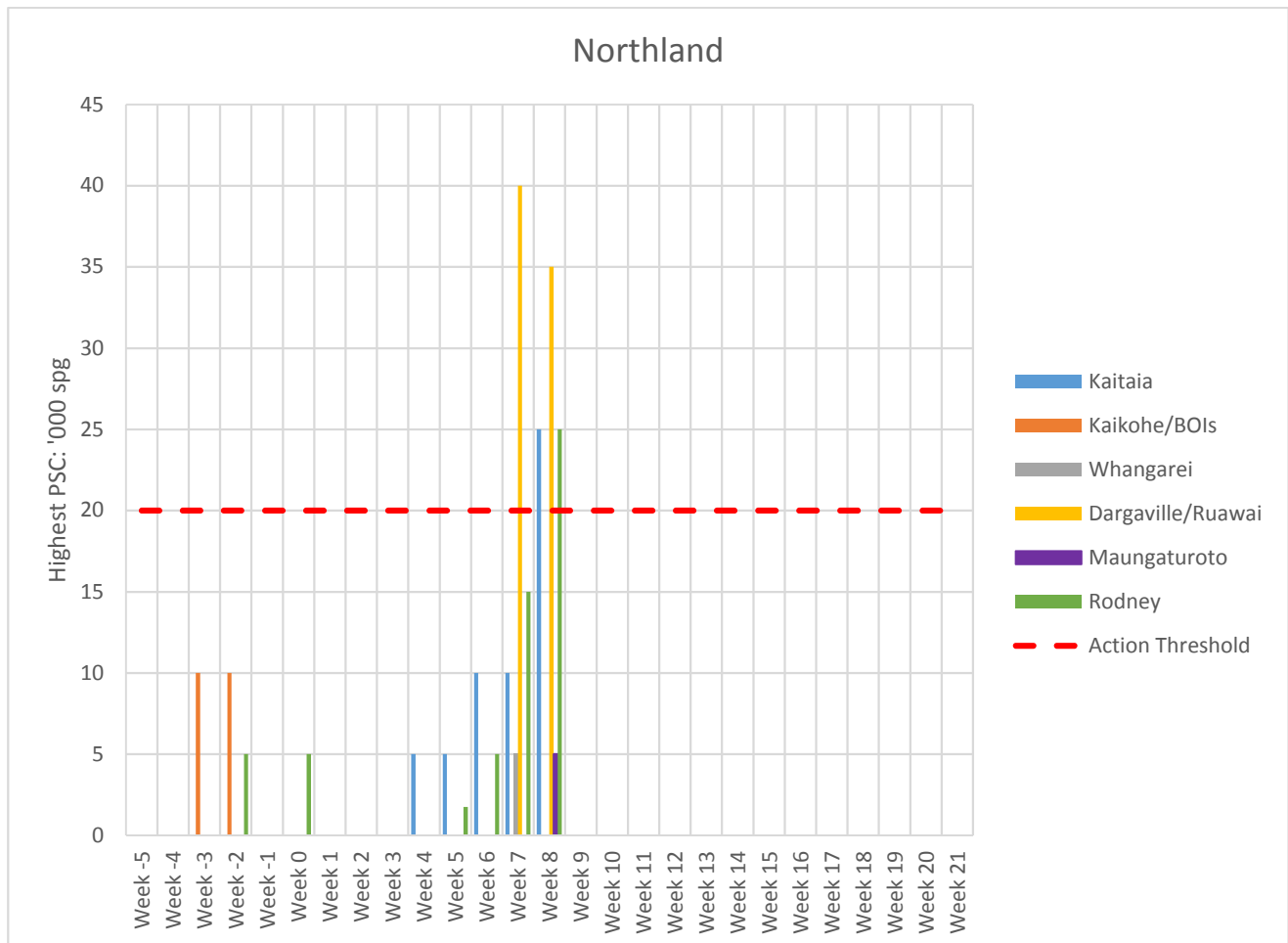
Essential to start FE control early.

Ideally start prevention with zinc treatment and Fungicidal sprays, two or three weeks before the spore growth danger period for maximum protection.



Northland

When local pasture spore counts are trending upwards of 20,000 spores / gram and weather conditions look favourable for sporulation, monitor your own farm's pasture spore counts week to week and implement Facial Eczema control and prevention strategies.



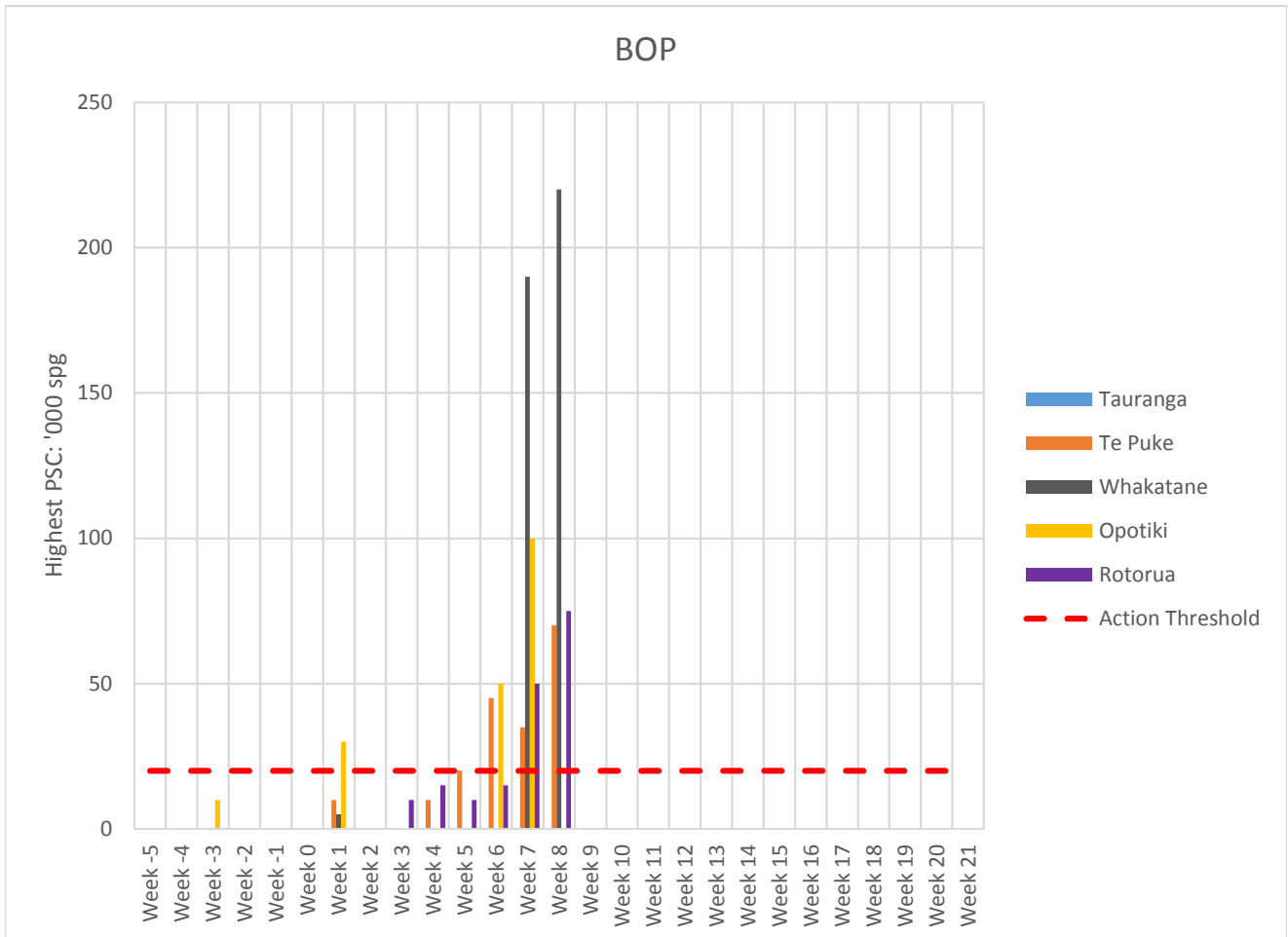
For the local weather forecast in your region please go to: <http://www.stuff.co.nz/national/weather>

Data provided: Kaitaia 6, Kaikohe/BOIs 0, Whangarei 3, Dargaville/Ruawai 2, Maungaturoto 4, Rodney 6

*Data not included on graph (Week 7 highest count 15,000)

Bay of Plenty

When local pasture spore counts are trending upwards of 20,000 spores / gram and weather conditions look favourable for sporulation, monitor your own farm's pasture spore counts week to week and implement Facial Eczema control and prevention strategies.



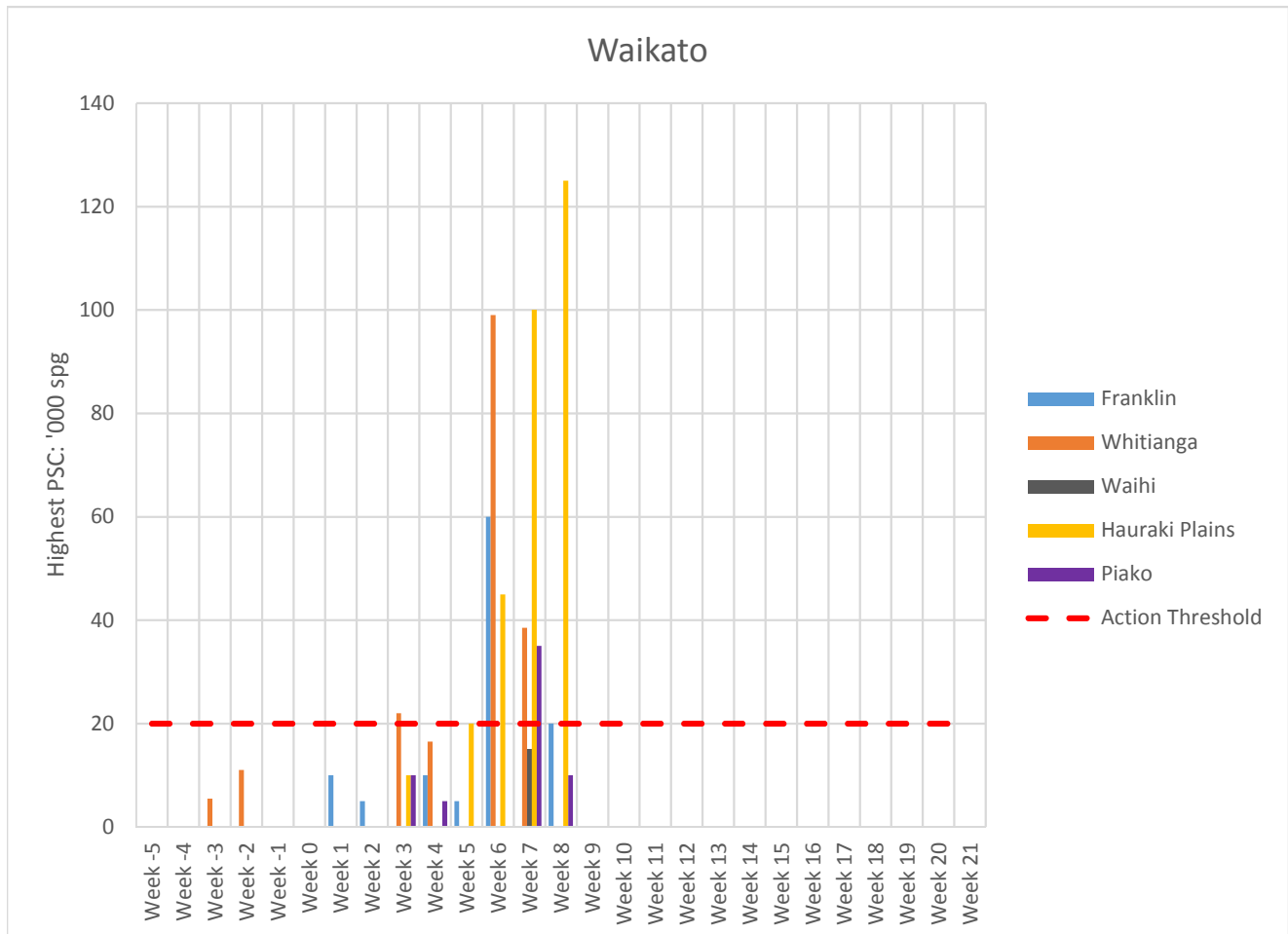
For the local weather forecast in your region please go to: <http://www.stuff.co.nz/national/weather>

Data provided by: Tauranga 0, Te Puke 13, Whakatane 20, Opotiki 0, Rotorua 23

*Data not included on graph (Week 7 highest count 15,000)

Waikato

When local pasture spore counts are trending upwards of 20,000 spores / gram and weather conditions look favourable for sporulation, monitor your own farm's pasture spore counts week to week and implement Facial Eczema control and prevention strategies.



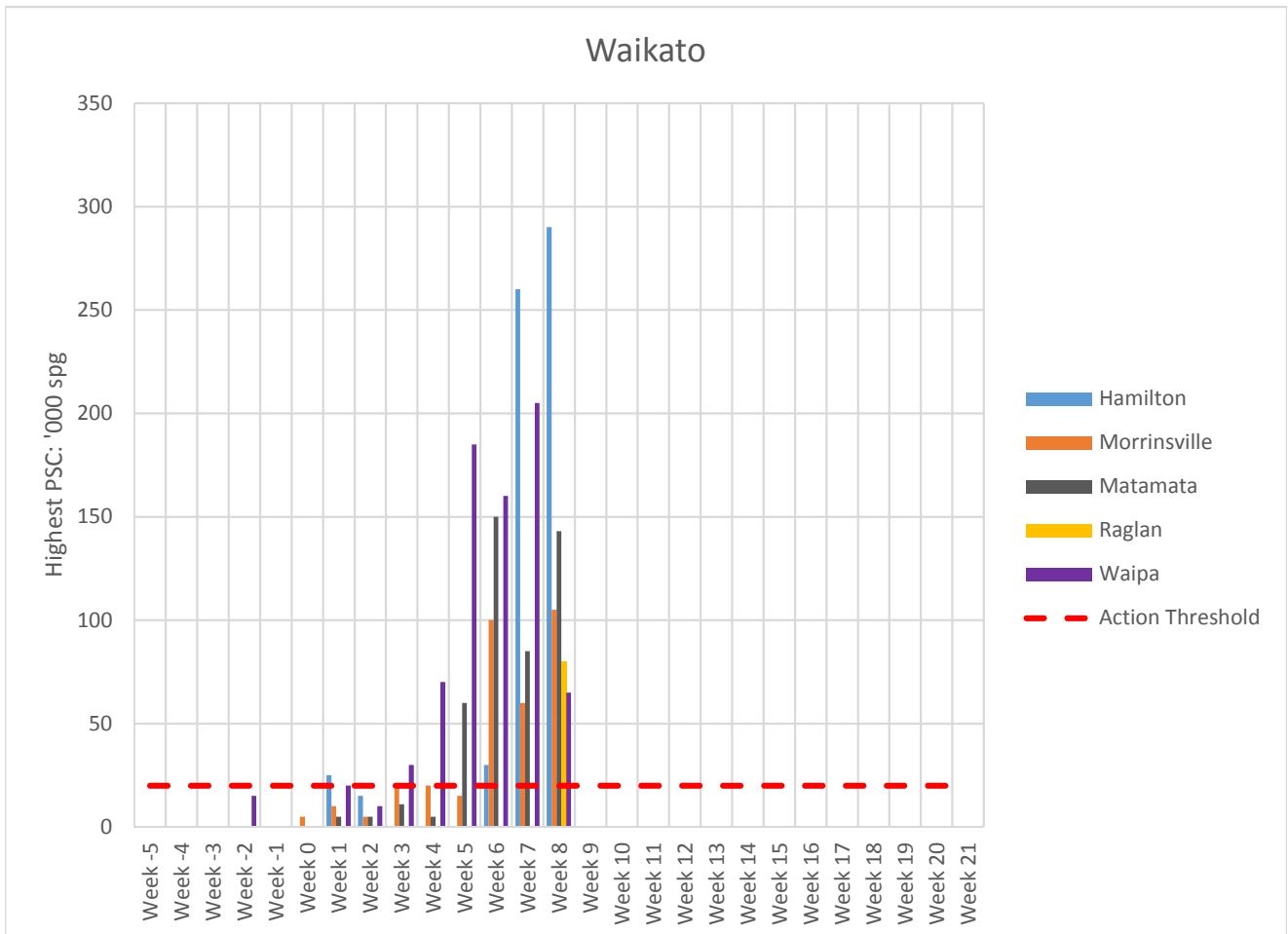
For the local weather forecast in your region please go to: <http://www.stuff.co.nz/national/weather>

Data provided by: Franklin 3, Whitianga 0, Waihi 0, Hauraki Plains 4, Piako 5

*Data not included on graph (Week 7 highest count 15,000)

Waikato

When local pasture spore counts are trending upwards of 20,000 spores / gram and weather conditions look favourable for sporulation, monitor your own farm's pasture spore counts week to week and implement Facial Eczema control and prevention strategies.



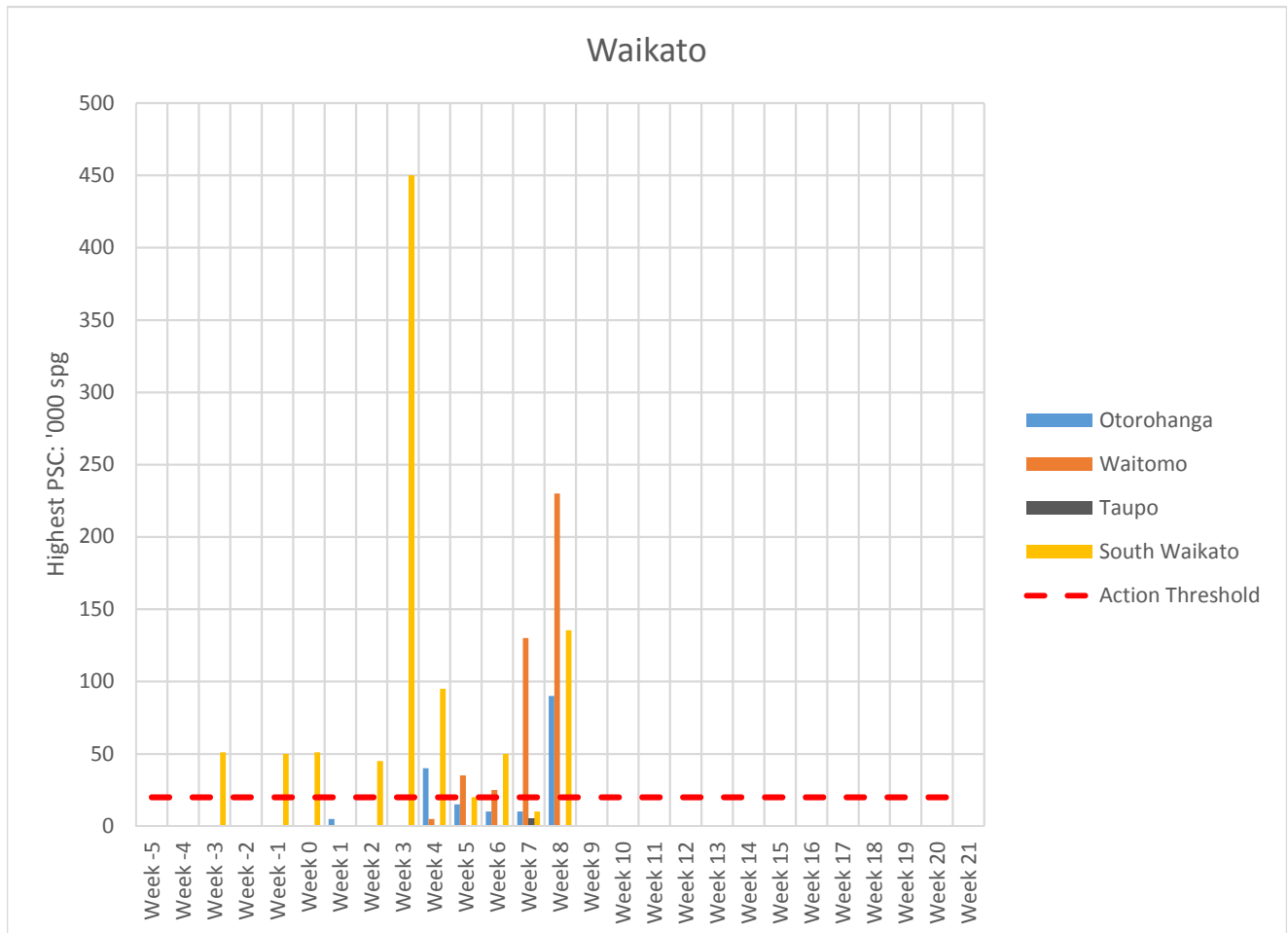
For the local weather forecast in your region please go to: <http://www.stuff.co.nz/national/weather>

Data provided by: Hamilton 6, Morrinsville 7, Matamata 15, Raglan 8, Waipa 10

*Data not included on graph (Week 7 highest count 15,000)

Waikato

When local pasture spore counts are trending upwards of 20,000 spores / gram and weather conditions look favourable for sporulation, monitor your own farm's pasture spore counts week to week and implement Facial Eczema control and prevention strategies.



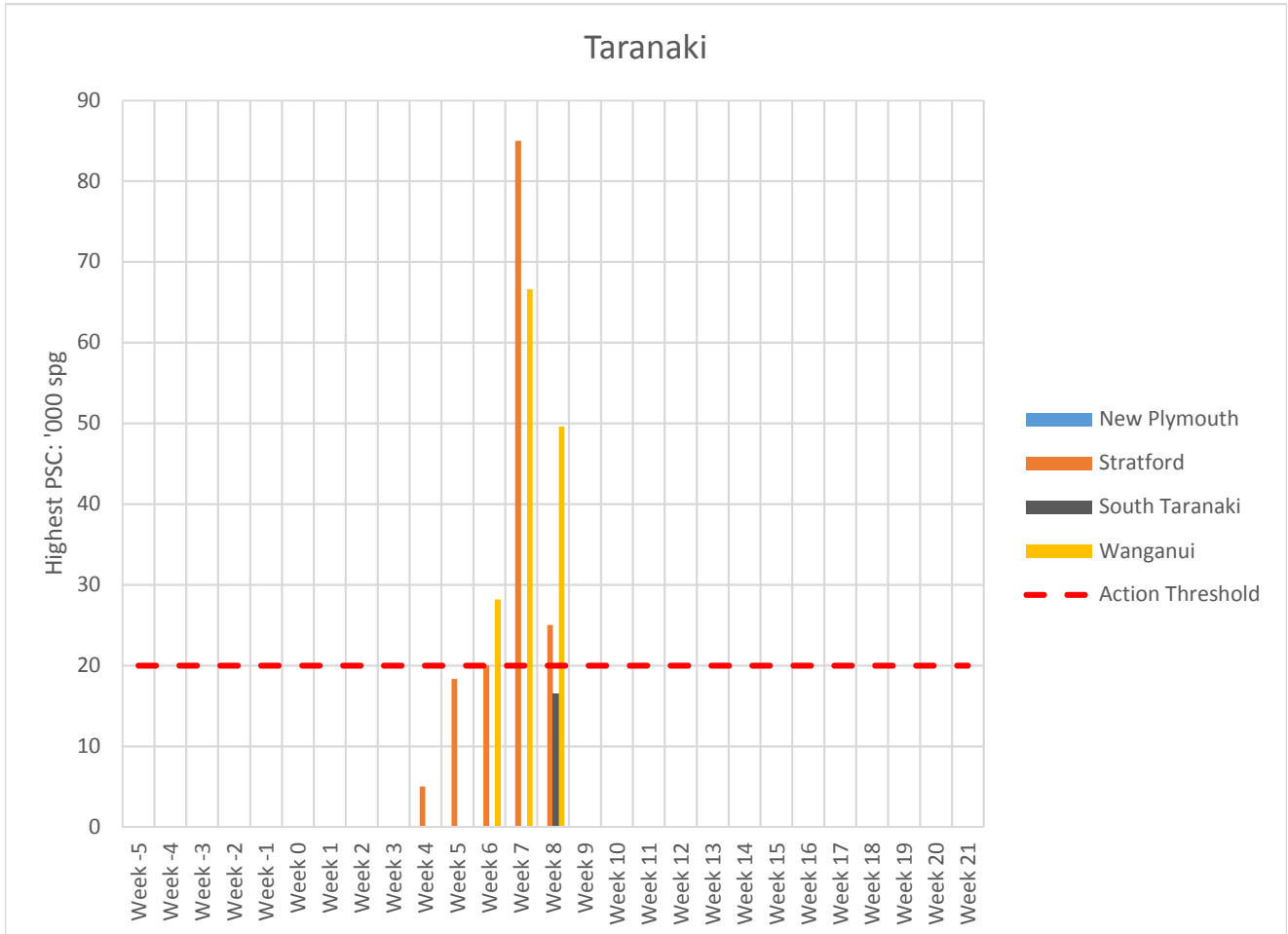
For the local weather forecast in your region please go to: <http://www.stuff.co.nz/national/weather>

Data provided by: Otorohanga 6, Waitomo 57, Taupo 6, South Waikato 7

*Data not included on graph (Week 7 highest count 15,000)

Taranaki

When local pasture spore counts are trending upwards of 20,000 spores / gram and weather conditions look favourable for sporulation, monitor your own farm's pasture spore counts week to week and implement Facial Eczema control and prevention strategies.



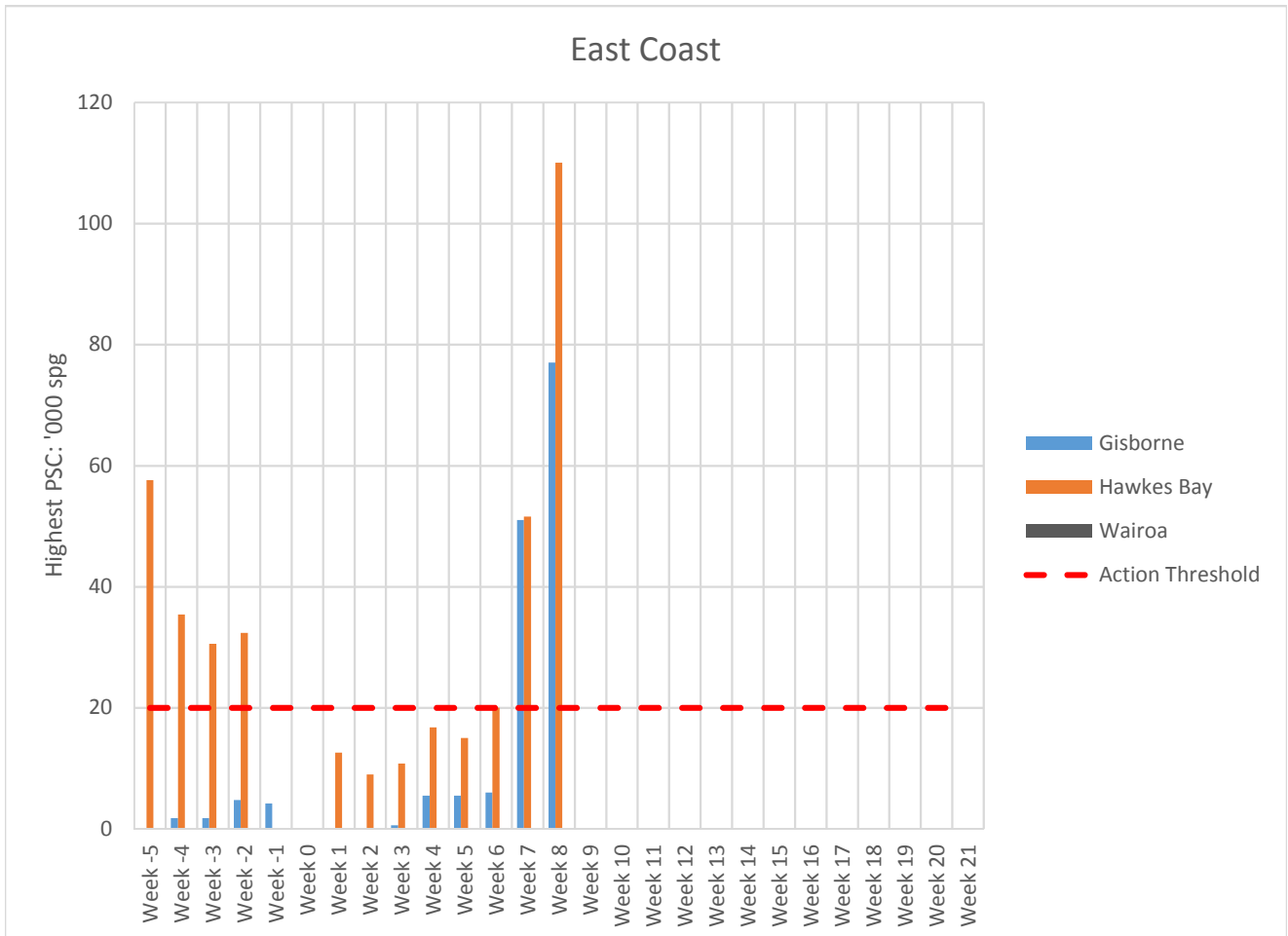
For the local weather forecast in your region please go to: <http://www.stuff.co.nz/national/weather>

Data provided by: New Plymouth 0 , Stratford 9, South Taranaki 1, Wanganui 7

*Data not included on graph (Week 7 highest count 15,000)

East Coast

When local pasture spore counts are trending upwards of 20,000 spores / gram and weather conditions look favourable for sporulation, monitor your own farm’s pasture spore counts week to week and implement Facial Eczema control and prevention strategies.



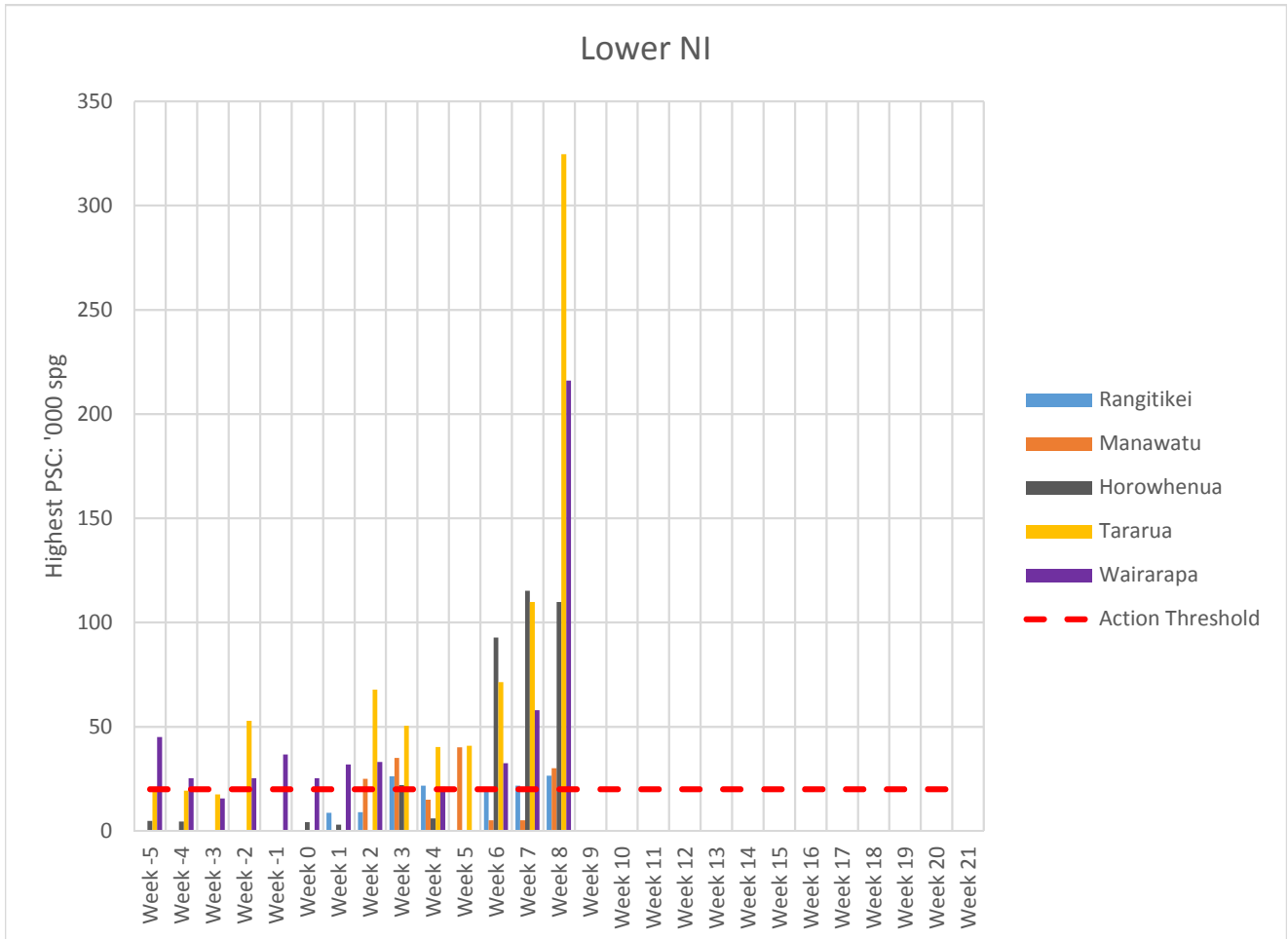
For the local weather forecast in your region please go to: <http://www.stuff.co.nz/national/weather>

Data provided by: Gisborne 20, Hawkes Bay 12, Wairoa 0

*Data not included on graph (Week 7 highest count 15,000)

Lower North Island

When local pasture spore counts are trending upwards of 20,000 spores / gram and weather conditions look favourable for sporulation, monitor your own farm's pasture spore counts week to week and implement Facial Eczema control and prevention strategies.



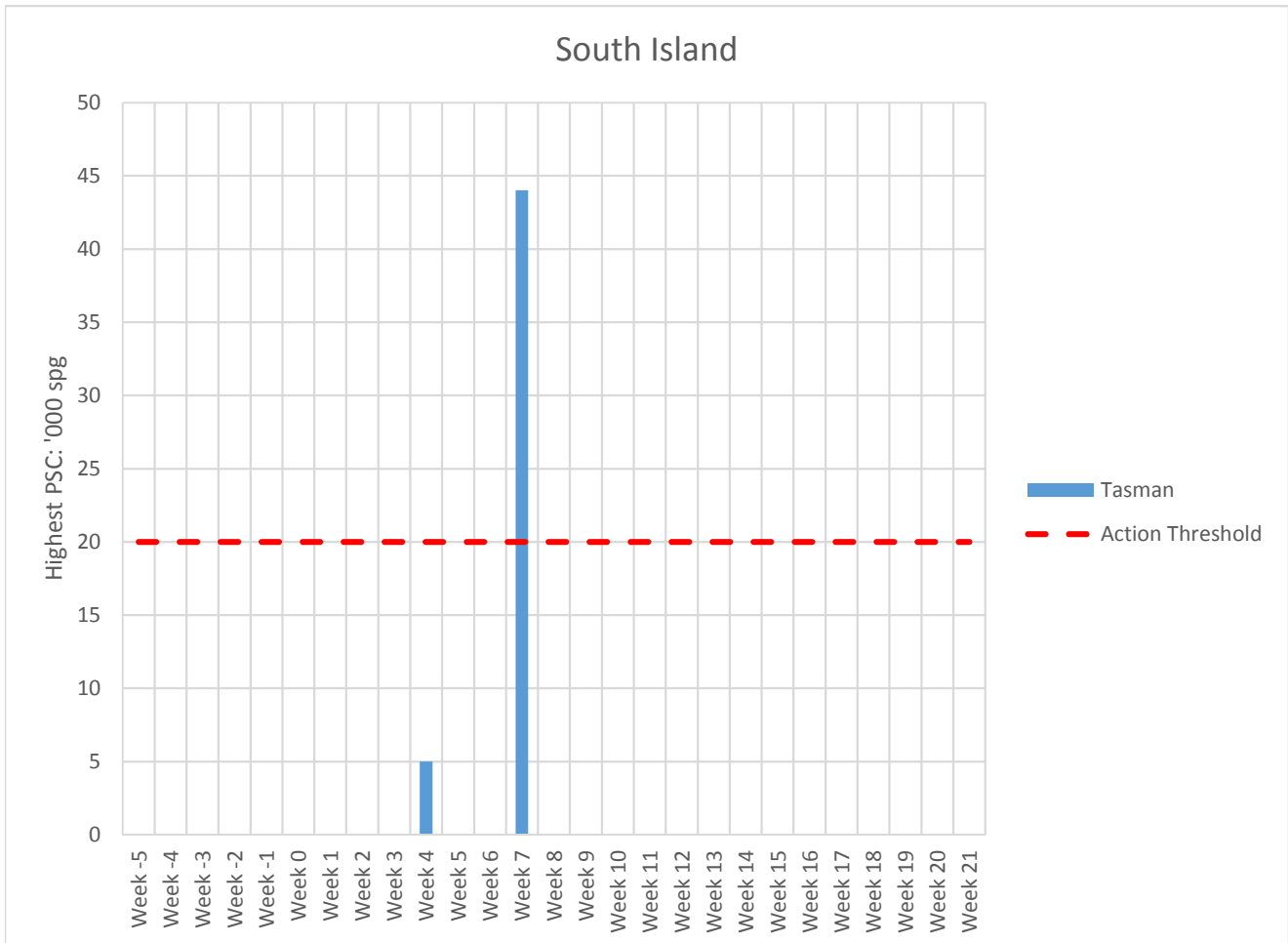
For the local weather forecast in your region please go to: <http://www.stuff.co.nz/national/weather>

Data provided by: Rangitikei 12; Manawatu 8, Horowhenua 6, Tararua 3, Wairarapa 2

*Data not included on graph (Week 7 highest count 15,000)

South Island

When local pasture spore counts are trending upwards of 20,000 spores / gram and weather conditions look favourable for sporulation, monitor your own farm's pasture spore counts week to week and implement Facial Eczema control and prevention strategies.



For the local weather forecast in your region please go to: <http://www.stuff.co.nz/national/weather>

Data provided by: Tasman 0, Greymouth 3 (all 0)*

*Data not included on graph (Week 7 highest count 15,000)